






Positioned between Newport Lake and its protected wetlands, Pier celebrates a coastal location while conserving the surrounding natural environment.

Pier is the coastal sea change you've been searching for. Located around the glistening blue Newport Lake and surrounded by kilometers of bike paths and expansive green spaces, this idyllic neighbourhood enjoys direct access to Moreton Bay and beyond.

Newport at a glance

-  Close to education, public transport and Newport Marketplace.
-  Access kilometers of walking and cycling Paths.
-  High mast boat access to Moreton Bay via a lock.

Visit us today:
Newport Sales and Information Center. Corner of Griffith Rd and Boardman Rd, Newport QLD 4020

All plans, diagrams, photographs, illustrations, statements and information in this brochure, including without limitation the location and size of any lots, are for illustrative purposes only and are based on information available to and the intention of Stockland at the time of creation (October 2023) and are subject to change without notice. No diagram, photograph, illustration, statement or information amounts to a legally binding obligation on or warranty by Stockland and Stockland accepts no liability for any loss or damage suffered by any person who relies on them either wholly or in part.



Pier Current Release

