

Lyra



Welcome to Lyra



For over 70 years, Stockland has been a leader in creating and curating connected communities. By listening to our customers and communities, we grow, adapt and transform *our* spaces into *your* places.

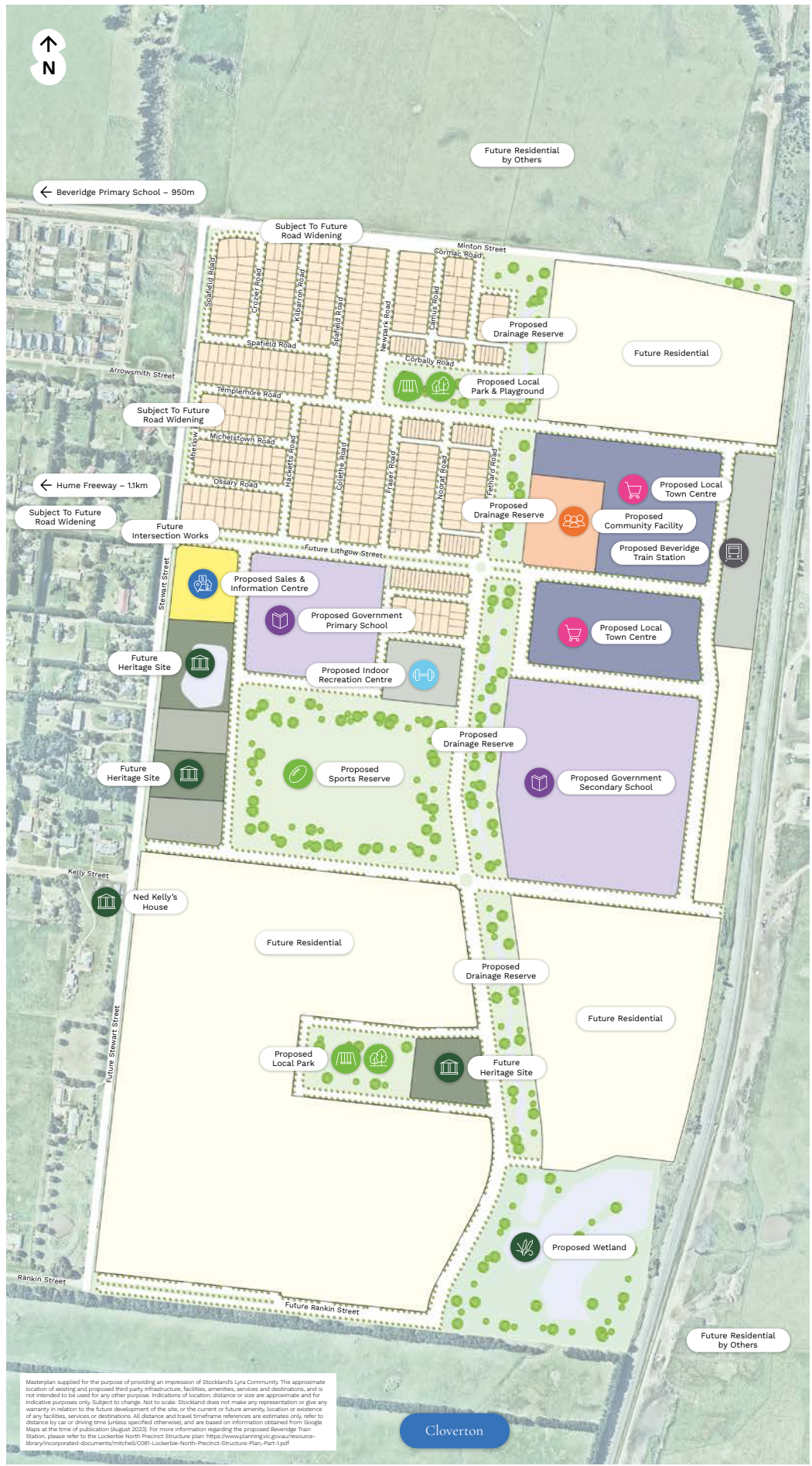
Lyra is shaping up to become a united community that empowers you to connect with what truly matters for your future – people, place and amenities.



Stockland acknowledges the Wurundjeri People as the Traditional Custodians and knowledge holders of the land the Lyra community is situated on and where we live, work and play, and pay our respects to their Elders past, present and emerging.

Furthermore, we extend our respect and gratitude to all Aboriginal and Torres Strait Islander Peoples, businesses and communities and thank them for enriching our nation with their diverse languages, rich cultures and inherent connections to Country.

Image is an artist's impression. Subject to change.



Shopping and Amenities

- Proposed Local Town Centre
- Proposed Community Facility
- Beveridge Post Office - 1.2km
- Aldi Wallan - 7.5km
- Woolworths Wallan - 8.4km
- Coles Merrifield City - 12.2km
- Craigieburn Central Shopping Centre - 17.7km

Public Transport and Access

- Proposed Beveridge Train Station
- Hume Freeway - 11km
- Wallan Train Station - 10.2km
- Donnybrook Train Station - 11.3km
- Melbourne CBD - 46.1km

Leisure Centres

- Mandalay Golf Course - 2.9km
- Wallan Football Club - 7.3km
- Wallan Bowling Club - 7.6km
- Hume Community Centre - 11.7km
- Kalkallo Sports Reserve - 11.7km
- Hidden Valley Golf and Country Club - 12.4km

Education and Childcare Centres

- Proposed Government Primary School
- Proposed Government Secondary School
- Beveridge Primary School - 950m
- Mandalay Early Learning Centre - 2.7km
- Creative Garden Early Learning Wallan - 7km
- Wallan Secondary College - 7.5km
- Green Leaves Early Learning Cloverton - 10km
- Our Lady of the Way Catholic Primary School - 10.5km
- Gilgai Plains Primary School - 10.9km
- Future Hume Anglican Grammar Kalkallo Campus - 11.7km
- Hume Anglican Grammar Donnybrook Campus - 14km
- Gaayip-Yagla Primary School - 14.1km
- Whitlessa Secondary College - 16.1km

Parks and Outdoor Space

- Proposed Sports Reserve
- Proposed Local Park & Playground
- Proposed Wetland
- Proposed Drainage Reserve

Medical Centres

- Wallan Medical & Specialist Centre - 8km
- Northern Hospital Epping - 24.8km

Proposed Sales & Information Centre (not yet open)

- Legend**
- Residential
 - Future Residential
 - Proposed Superlot
 - Future Heritage Sites

Masterplan supplied for the purpose of providing an impression of Stocklands Lyra Community. The approximate location of existing and proposed third party infrastructure, facilities, amenities, services and destinations, and is not intended to be used for any other purpose. Indications of location, distance or size are approximate and for indicative purposes only. Subject to change. Not to scale. Stocklands does not make any representation or give any warranty in relation to the future development of the site, or the current or future amenity, location or existence of any facilities, services or destinations. All distance and travel time references are estimates only, refer to distance by car or driving time (unless specified otherwise), and are based on information obtained from Google Maps at the time of publication (August 2023). For more information regarding the proposed Beveridge Train Station, please refer to the Lockerie North Precinct Structure Plan. <https://www.planning.vic.gov.au/resource-library/incorporated-documents/mitchell/CO8-Lockerie-North-Precinct-Structure-Plan-Part-1.pdf>





A connected community is...

A place where everything you need is nearby

Located 46.7km north of Melbourne's CBD, Stockland Lyra is designed to ensure everything you need is within walking distance from your home. From green spaces and retail amenities to transport links and education options, the future of Lyra will have it all.

A place with great access

Commuting to the city by car? You will enjoy quick and easy access to the Hume Freeway. Prefer the train? Donnybrook railway station is an 11km drive and the proposed Beveridge and Cloverton train stations will be just minutes away. All options connect you directly to the Melbourne CBD with minimal fuss.

A place for learning

Enrolling your children at the proposed primary school means they can foster friendships and grow with each other, all the way through to Year 12 at the proposed secondary school. You're also perfectly positioned with a great range of existing early, private and government schools in the area, including three early learning centres, two secondary schools and four primary schools.

A place where neighbours become friends

The beauty of living in a tight-knit community means that your neighbours become lifelong friends. Stockland's Community Development program plans to host fun events to encourage our community to mingle and get to know one another.

A place where you can connect with nature

With a tranquil waterway running through the centre of the community, approximately 23 hectares of open space and bushwalks close by, there are so many reasons to stay active and connect with the great outdoors at Lyra.



More than
4,000 residents
to call Lyra home



Proposed Beveridge
Train Station
within the community



Approximately
23 hectares
of open space



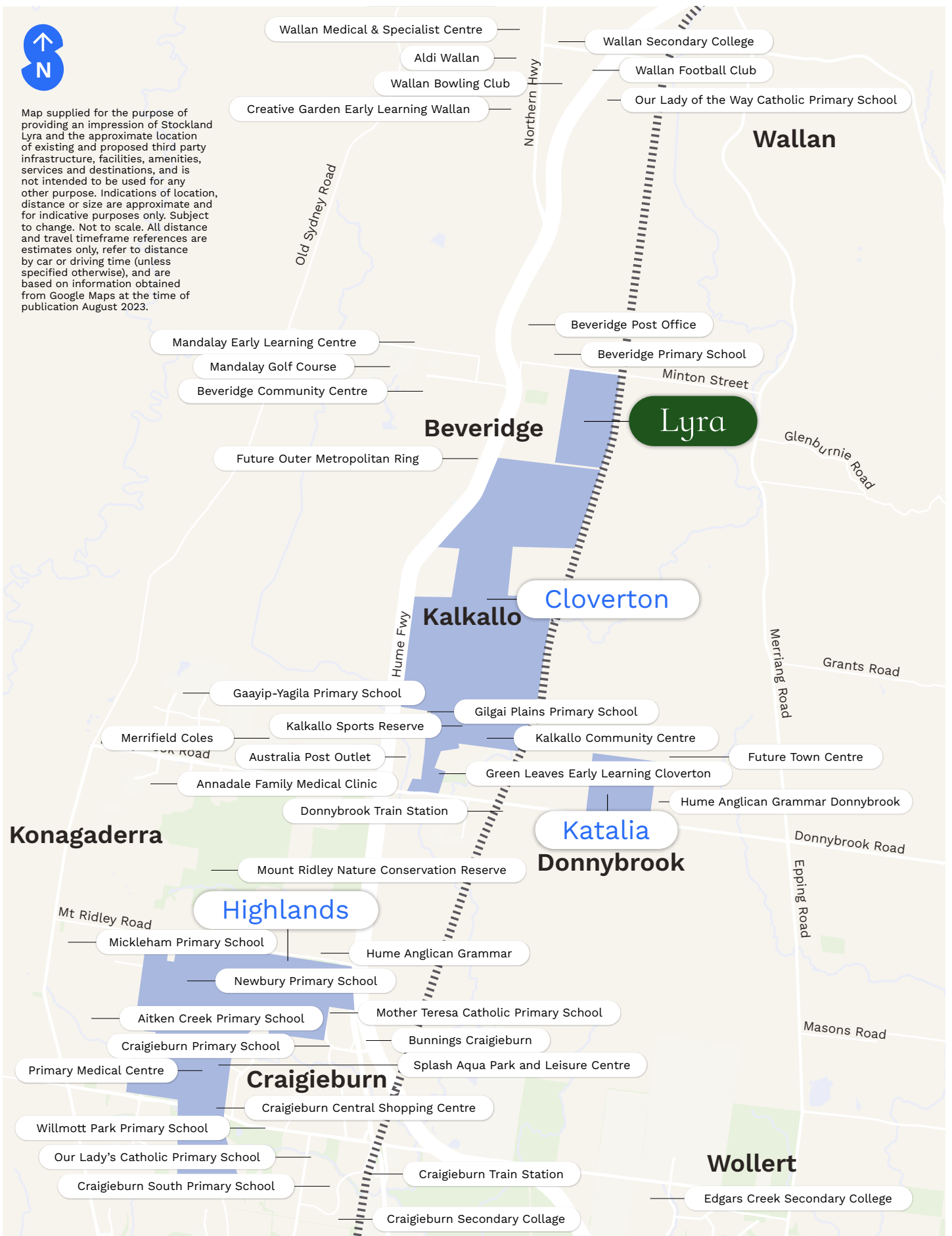
2 proposed schools
a government primary
and a secondary school



Location

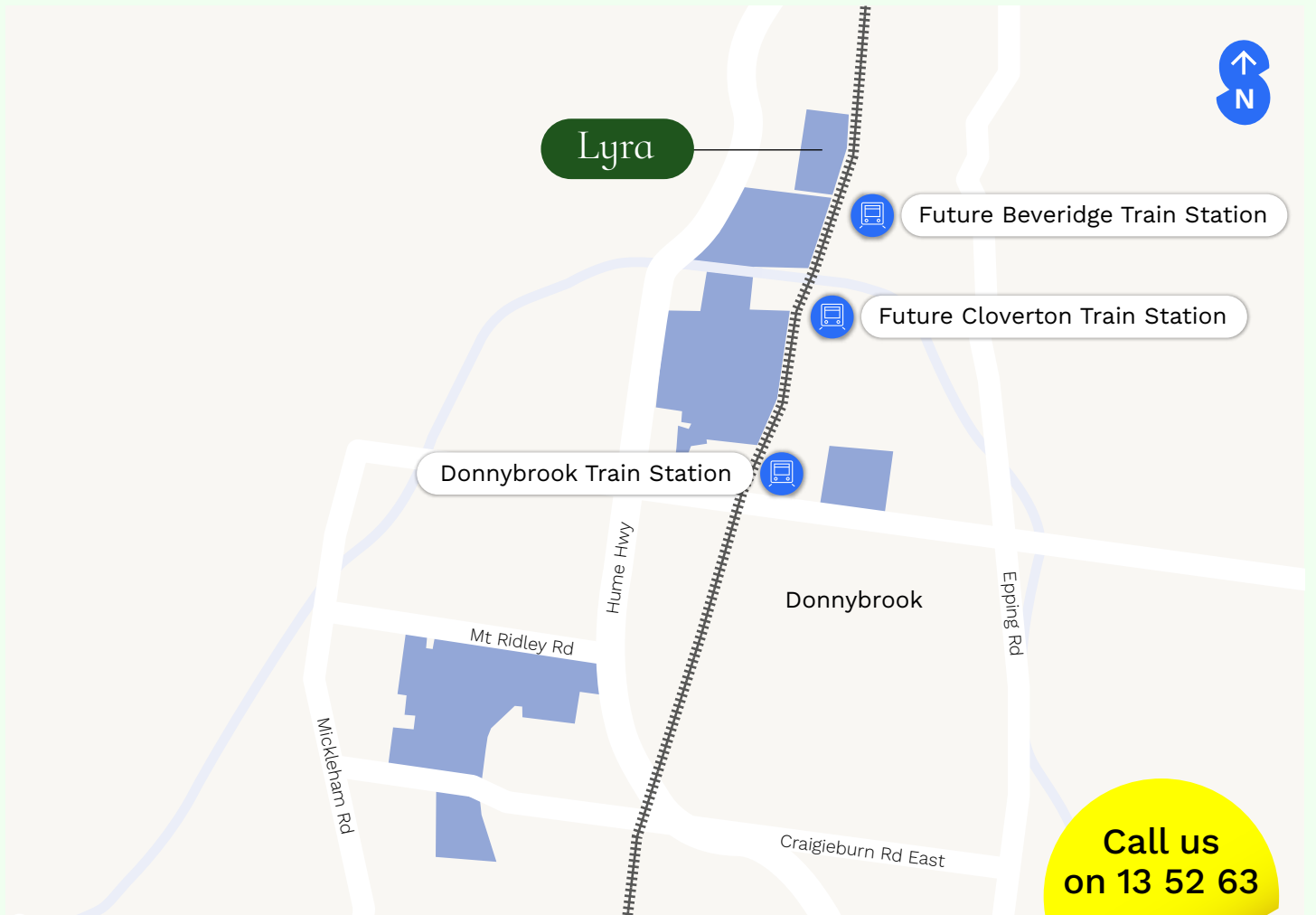


Map supplied for the purpose of providing an impression of Stockland Lyra and the approximate location of existing and proposed third party infrastructure, facilities, amenities, services and destinations, and is not intended to be used for any other purpose. Indications of location, distance or size are approximate and for indicative purposes only. Subject to change. Not to scale. All distance and travel timeframe references are estimates only, refer to distance by car or driving time (unless specified otherwise), and are based on information obtained from Google Maps at the time of publication August 2023.



Lyra

75 Stewart Street
Beveridge Vic 3753
P: 13 52 63
stockland.com.au/lyra



**Call us
on 13 52 63**

This brochure is provided solely for the purpose of providing an impression of the development called Stockland Lyra, as well as the approximate location of existing and proposed third party infrastructure, facilities, amenities, services and destinations, and the contents are not intended to be used for any other purpose. Stockland makes no representations and gives no warranties about the future development potential of the site, or the current or future location or existence of any facilities, amenities, services or destinations. Any statements of distance or size are approximate and for indicative purposes only. All details, images and statements are based on information available to, and the intention of, Stockland at the time of creation of this brochure (August 2023) and may change due to future circumstances. This brochure is not a legally binding obligation on or warranty by Stockland. Stockland accepts no liability for any loss or damage arising as a result of any reliance on this brochure or its contents.